

EPMA Attitudes - Before and After EPMA Questionnaire

Before

After undergoing EPMA training, users were asked to fill out a questionnaire which aimed to ascertain their views on EPMA before it was deployed. The questions were as follows:

| | |
|---|---|
| 1 | EPMA will take up less time than a paper chart? |
| 2 | EPMA will make it easier to read the chart? |
| 3 | EPMA will improve patient safety? |
| 4 | EPMA has features that will make prescribers/nurses working lives easier? |
| 5 | EPMA will make it easier to locate drug charts? |

Responders were asked to score whether the statement from on a 5 point scale from 'Strongly agree' to 'Strongly disagree'.

After

After the implementation EPMA users were asked to complete a similar questionnaire 4 weeks after implementation which was scored on the same scale:

| | |
|---|---|
| 1 | EPMA takes up less time overall than a paper chart? |
| 2 | EPMA makes it easier and clearer to read the chart? |
| 3 | EPMA improves patient safety? |
| 4 | EPMA has features that makes working lives easier? |
| 5 | EPMA makes it easier to locate drug charts? |

Additionally they were asked 'Would you go back to paper charts given the choice?' with either 'Yes' or No' as answers

Results

The results were scored as +2 for 'Strongly agree' to -2 for 'Strongly Disagree' and an average score for each question generated. A high positive score indicates that overall the respondents were in agreement with the statement and a high negative number that overall they disagree with it.

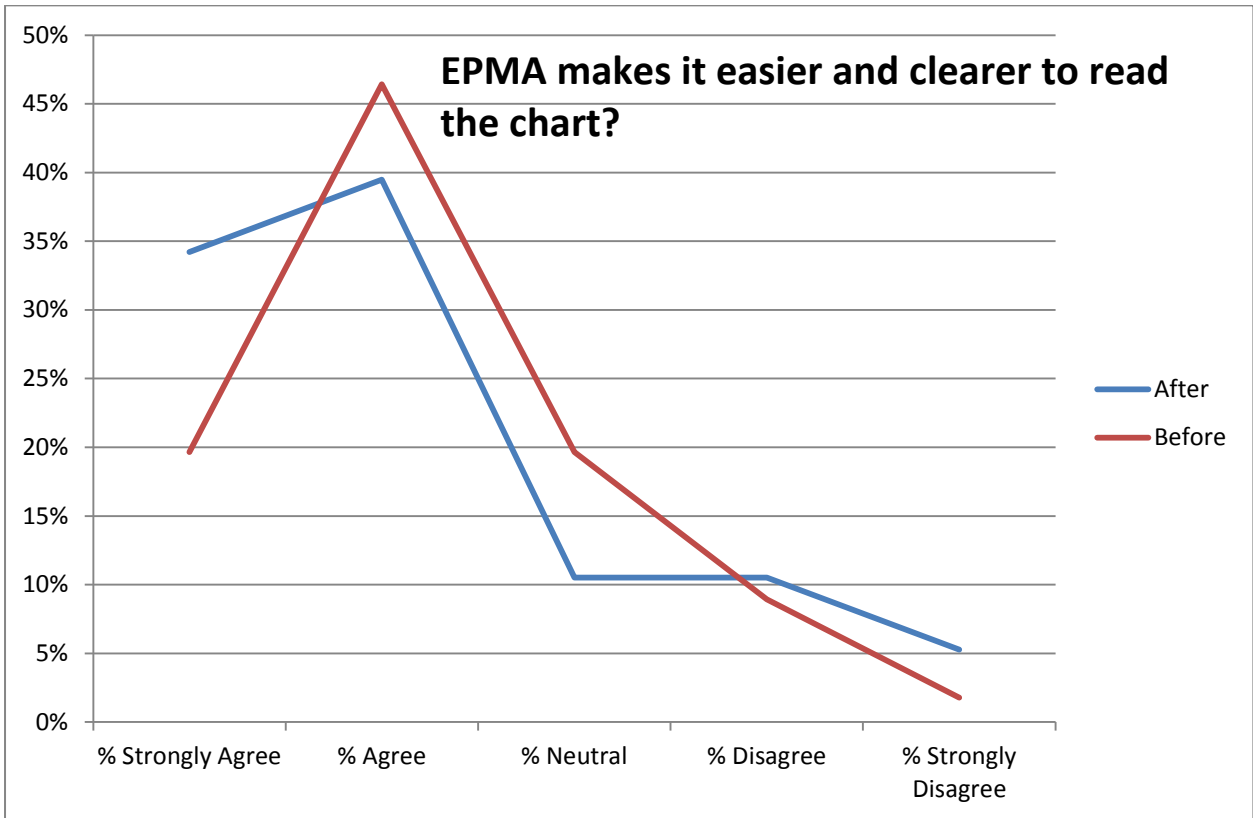
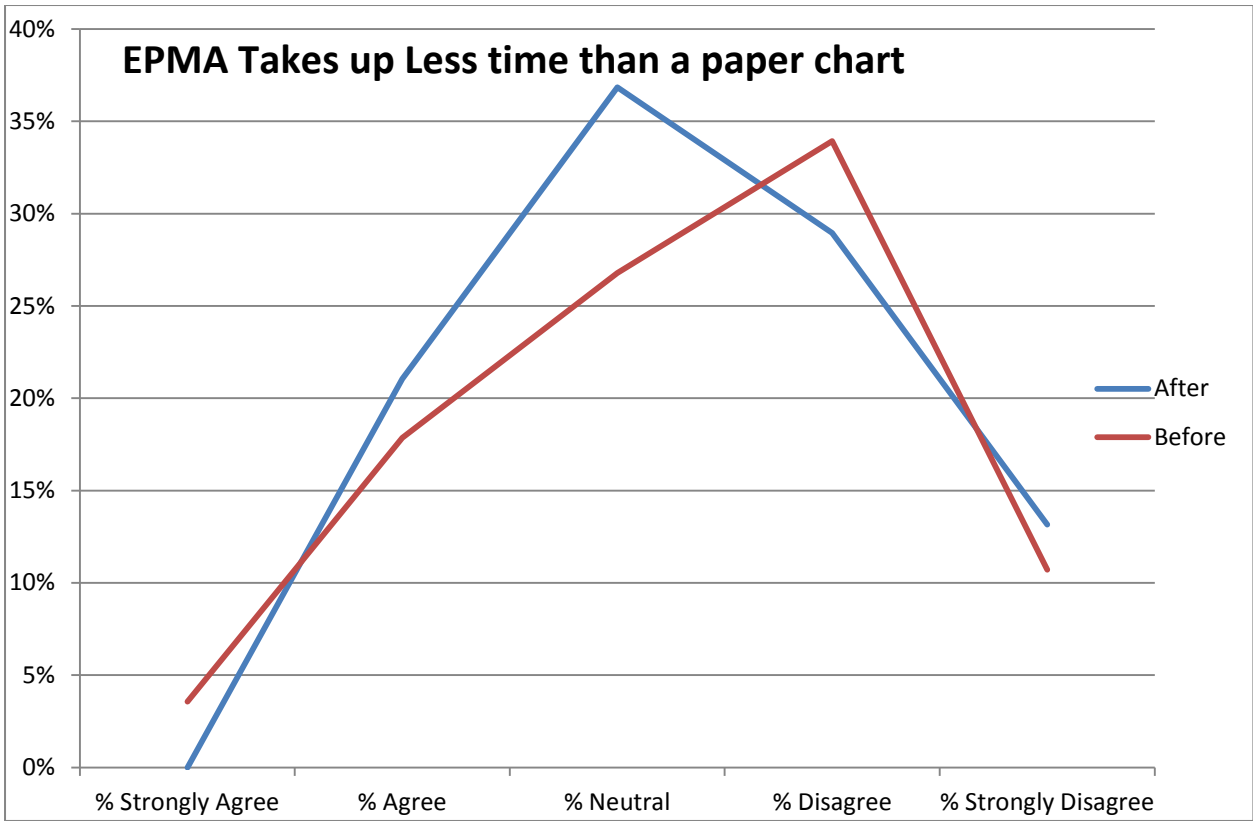
| Question | Before (Majority) | After (Majority) | Sentiment | Change |
|----------|-------------------|------------------|-----------------|---------------|
| 1 | -0.33 (Disagree) | -0.34 (Neutral) | Weakly negative | No change |
| 2 | 0.76 (Agree) | 0.87 (Agree) | Positive | More Positive |
| 3 | 0.70 (Agree) | 0.82 (Agree) | Positive | More Positive |
| 4 | 0.20 (Neutral) | 0.63 (Agree) | Weakly Positive | More Positive |
| 5 | 0.98 (Agree) | 1.18 (Agree) | Positive | More Positive |

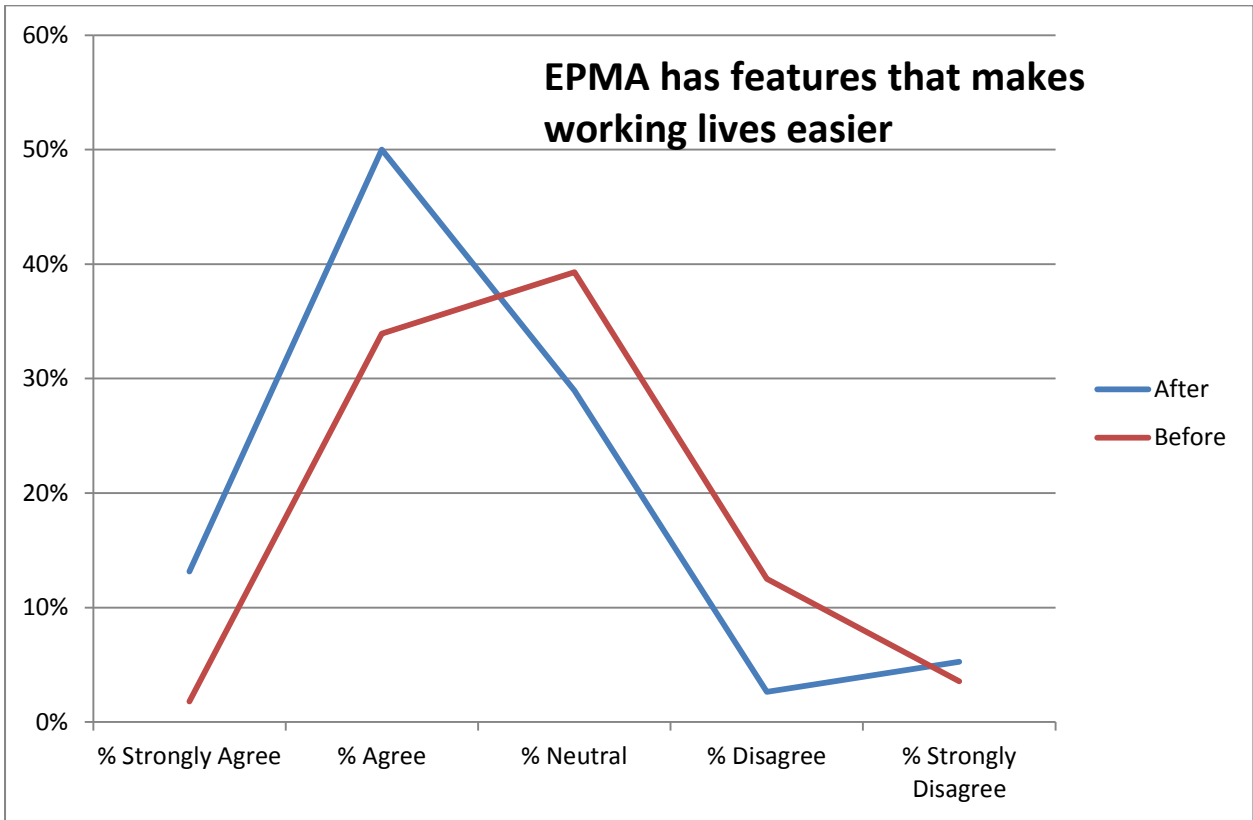
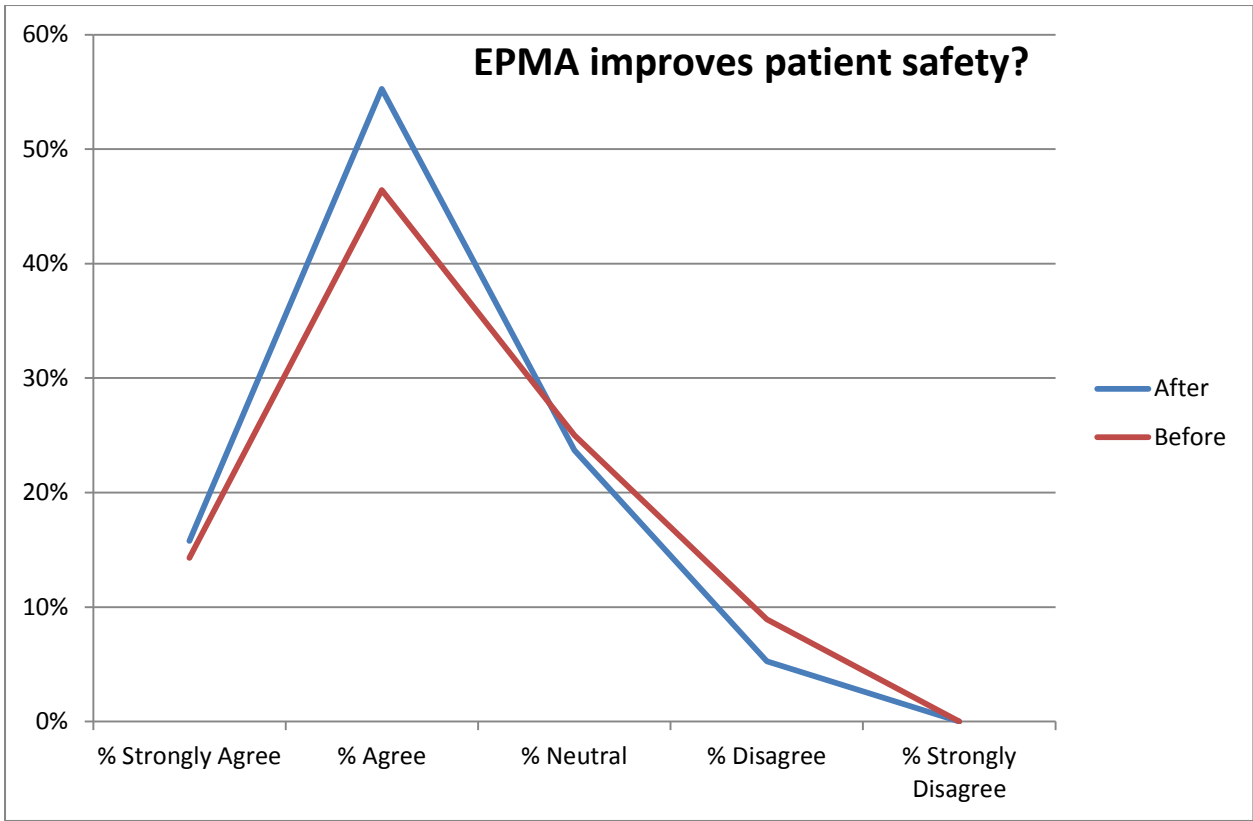
| | Yes | No | Don't know |
|---|-----|-----|------------|
| Would you go back to paper charts given the choice? | 26% | 63% | 11% |

Conclusion

The results indicate that a positive outlook on EPMA was held before deployment and that this became more positive post deployment. The only exception to this was the question on whether EPMA would take up less time. A weakly negative view of this was held before deployment and this was unchanged after. Overall, users indicate that the majority would not remove EPMA if given the option to do so.

Overall, this data suggests that the implementation of EPMA is acceptable to clinical staff and exceeds their expectations of the benefits that they perceive before implementation. In terms of speed of use, whilst the users expected it to be slower than using paper before implementation they did not perceive it as worse afterwards.





EPMA makes it easier to locate drug charts?

